

# INTEGRITY

healthcare seating collection



**HEALTHCARE**  
FURNISHINGS

# INTEGRITY HEALTHCARE SEATING
















## FEATURES

- Limited Lifetime Warranty
- Fully welded 14-gauge powder-coated steel frame
- Exceeds BIFMA Seating Durability test to 500 lb.
- Available in 21" and 31" seat widths
- Arm/Leg connection sealed to eliminate bacteria trap
- Seat and back cushions can be easily replaced if necessary
- Unique urethane arms designed for easy ingress and egress
- Clean-out spacing between seat and back


## OPTIONS

- Contrasting fabrics
- Custom frame finishes
- Custom urethane arm finishes
- Coordinating tabletops available in solid surface
- Ganging clip
- Wall-saver frame
- CAL TB 133 Compliance
- Moisture Barrier







## STATEMENT OF LINE

	Guest chair, no arms W 24 D 27 H 35 Seat H 19 Seat W 21		Guest chair, with arms W 24.5 D 27 H 35 Seat H 19 Seat W 21 Arm H 25.5		Guest chair, with left arm (facing) W 24.5 D 27 H 35 Seat H 19 Seat W 21 Arm H 25.5		Guest chair, with right arm (facing) W 24.5 D 27 H 35 Seat H 19 Seat W 21 Arm H 25.5				
	Hip chair W 24 D 27 H 41 Seat H 24.5 Seat W 25 Arm H 34		Highback Patient chair W 24.5 D 27 H 45.5 Seat H 19 Seat W 21 Arm H 25.5		Foot stool W 18 D 14 H 13.5		Bariatric chair, no arms W 34 D 27 H 35 Seat H 19 Seat W 31		Bariatric chair, with arms W 34 D 27 H 35 Seat H 19 Seat W 31 Arm H 25.5		
	Bariatric chair, with left arm (facing) W 34.5 D 27 H 35 Seat H 19 Seat W 31 Arm H 25.5		Bariatric chair, with right arm (facing) W 34.5 D 27 H 35 Seat H 19 Seat W 31 Arm H 25.5		Two-seater, no center arm W 47.5 D 27 H 35 Seat H 19 Seat W 21 Arm H 25.5		Two-seater, with center arm W 47.5 D 27 H 35 Seat H 19 Seat W 21 Arm H 25.5		Three-seater, no center arms W 69 D 27 H 35 Seat H 19 Seat W 21 Arm H 25.5		Three-seater, with center arms W 69 D 27 H 35 Seat H 19 Seat W 21 Arm H 25.5

## TABLETOP FINISH SELECTION (SOLID SURFACE SELECTION ALSO AVAILABLE)

							
HARDROCK MAPLE (HM)	CANDLELIGHT (CL)	RUSTIC CHERRY (RC)	SUMMER FLAME (SF)	MAHOGANY (MA)	CHERRY BLOSSOM (CB)	GRENADA (GR)	CHOCOLATE (CH)

## POWDERCOAT FINISH SELECTION

					
SMOOTH BLACK (SB)	TEXTURED BLACK (TB)	TEXTURED NICKEL (TN)	SMOOTH SILVER (SS)	GUNMETAL (GM)	METALLIC BEIGE (MB)

## POLYURETHANE ARM CAPS

		
BLACK	GREY	TAUPE